



Guess Who

Game Board

Recreate Characters in Game Board to Match the in Character Cards



Guess Who

Game Board

Recreate Characters in Game Board to Match the in Character Cards



Guess Who

Character Card Set



Guess Who

Character Card Set



Guess Who

Game Board

Recreate Characters in Game Board to Match the in Character Cards



Guess Who


Game Board

Recreate Characters in Game Board to Match the in Character Cards


A rectangular box with a teal border, divided horizontally by a dashed teal line. The top half is for a drawing and the bottom half is for text.	A rectangular box with a teal border, divided horizontally by a dashed teal line. The top half is for a drawing and the bottom half is for text.	A rectangular box with a teal border, divided horizontally by a dashed teal line. The top half is for a drawing and the bottom half is for text.	A rectangular box with a teal border, divided horizontally by a dashed teal line. The top half is for a drawing and the bottom half is for text.
A rectangular box with a teal border, divided horizontally by a dashed teal line. The top half is for a drawing and the bottom half is for text.	A rectangular box with a teal border, divided horizontally by a dashed teal line. The top half is for a drawing and the bottom half is for text.	A rectangular box with a teal border, divided horizontally by a dashed teal line. The top half is for a drawing and the bottom half is for text.	A rectangular box with a teal border, divided horizontally by a dashed teal line. The top half is for a drawing and the bottom half is for text.

Guess Who


Character Card Set




A rectangular card template with a teal border. The top half is a large empty space for a drawing. A horizontal dashed teal line is positioned approximately one-third of the way down from the top. Below this line is a smaller empty rectangular space for text.




A rectangular card template with a teal border. The top half is a large empty space for a drawing. A horizontal dashed teal line is positioned approximately one-third of the way down from the top. Below this line is a smaller empty rectangular space for text.




A rectangular card template with a teal border. The top half is a large empty space for a drawing. A horizontal dashed teal line is positioned approximately one-third of the way down from the top. Below this line is a smaller empty rectangular space for text.




A rectangular card template with a teal border. The top half is a large empty space for a drawing. A horizontal dashed teal line is positioned approximately one-third of the way down from the top. Below this line is a smaller empty rectangular space for text.




A rectangular card template with a teal border. The top half is a large empty space for a drawing. A horizontal dashed teal line is positioned approximately one-third of the way down from the top. Below this line is a smaller empty rectangular space for text.



A rectangular card template with a teal border. The top half is a large empty space for a drawing. A horizontal dashed teal line is positioned approximately one-third of the way down from the top. Below this line is a smaller empty rectangular space for text.



A rectangular card template with a teal border. The top half is a large empty space for a drawing. A horizontal dashed teal line is positioned approximately one-third of the way down from the top. Below this line is a smaller empty rectangular space for text.



A rectangular card template with a teal border. The top half is a large empty space for a drawing. A horizontal dashed teal line is positioned approximately one-third of the way down from the top. Below this line is a smaller empty rectangular space for text.

Guess Who

Character Card Set

A rectangular card template with a teal border. A horizontal dashed teal line is positioned approximately one-third of the way down from the top, indicating where to write a name.

A rectangular card template with a teal border. A horizontal dashed teal line is positioned approximately one-third of the way down from the top, indicating where to write a name.

A rectangular card template with a teal border. A horizontal dashed teal line is positioned approximately one-third of the way down from the top, indicating where to write a name.

A rectangular card template with a teal border. A horizontal dashed teal line is positioned approximately one-third of the way down from the top, indicating where to write a name.

A rectangular card template with a teal border. A horizontal dashed teal line is positioned approximately one-third of the way down from the top, indicating where to write a name.

A rectangular card template with a teal border. A horizontal dashed teal line is positioned approximately one-third of the way down from the top, indicating where to write a name.

A rectangular card template with a teal border. A horizontal dashed teal line is positioned approximately one-third of the way down from the top, indicating where to write a name.

A rectangular card template with a teal border. A horizontal dashed teal line is positioned approximately one-third of the way down from the top, indicating where to write a name.